

Scaled data based on original data using
LM-79-08 Approved Method: Electrical and Photometric Measurements of Solid-
State Lighting Products

Test Report Prepared for
Cooper Lighting Solutions
(formerly Eaton)

Brand: STREETWORKS

Report Number: P527103

Luminaire Tested: **GLAN-SA2A-760-U-5MQ-GRSBK**

Issue Date: 5/27/2021

Test Information

Test Method: LM-79-08
Report Number: P527103
TEST IS SCALED FROM IESNA LM-79-08 TEST DATA (G3-2011-057-3)
Test Lab: INNOVATION CENTER
Issue Date: 5/27/2021
Manufacturer: COOPER LIGHTING SOLUTIONS (FORMERLY EATON)
Product Line: STREETWORKS
Catalog Number: GLAN-SA2A-760-U-5MQ-GRSBK
Description: GALLEON AREA AND ROADWAY LUMINAIRE
(2) 70 CRI, 5700K, 615mA LIGHTSQUARES WITH 16 LEDS EACH AND TYPE V MEDIUM OPTICS WITH BLACK GLARE REDUCTION SHIELD
Light Source: -
Ballast/Driver: ELECTRONIC DRIVER

Summary

Lumens per Lamp: N/A
Luminaire Lumens: 5519 lumens
Efficiency: N/A
Efficacy: 87.6 lumens/watt
Luminous Opening: Rectangular (W 0.5' x L: 1' x H: 0')
IES Classification: Type V - Short
BUG Rating: B2 - U0 - G0

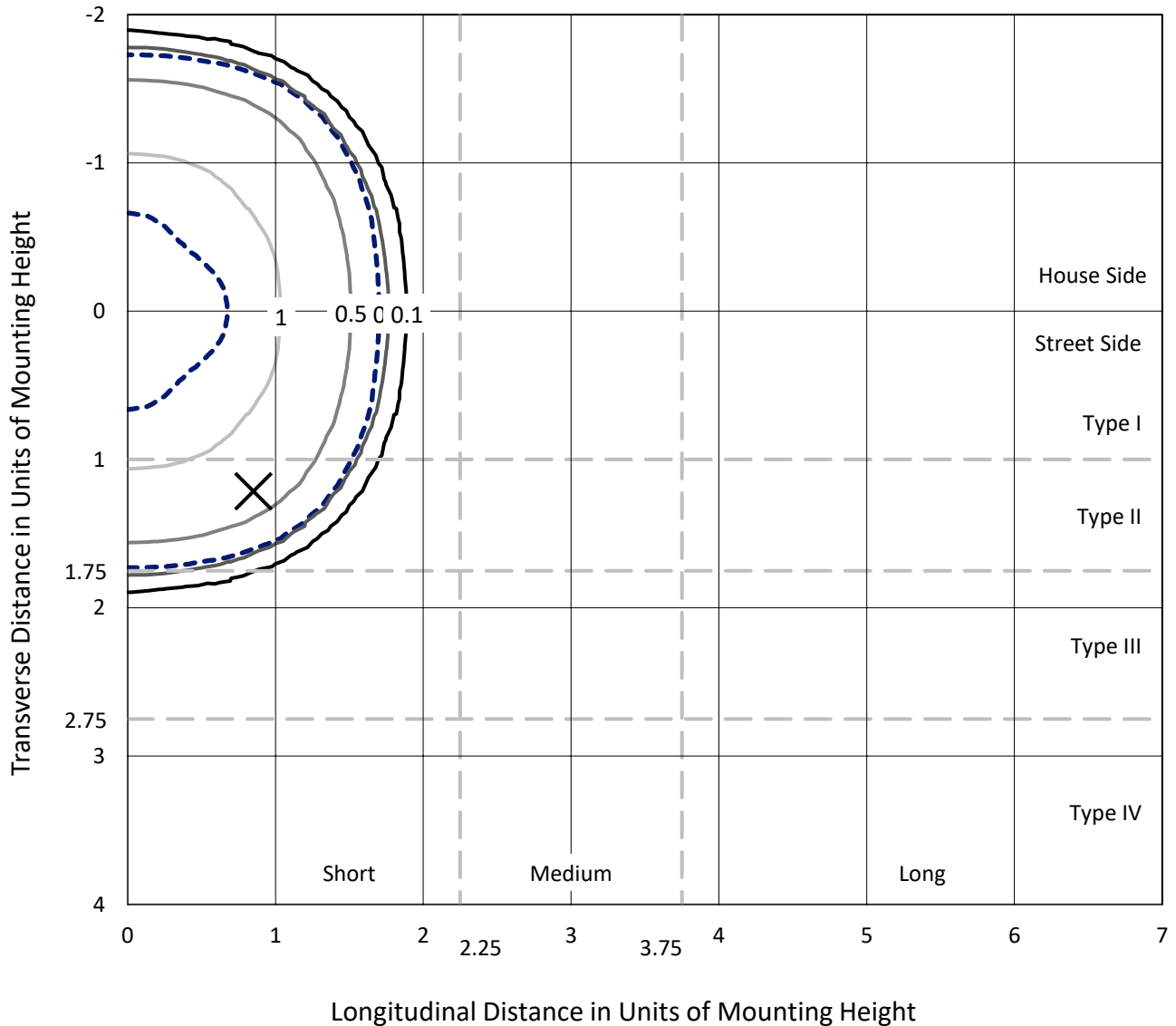
Input Watts (W): 63
Input Voltage (V): NR
Input Current (Ain): NR
Voltage Rise (V): NR
Power Factor: NR
Total Harmonic Distortion (THDi): NR
Frequency (hertz): 60
Stabilization Time: NR
Operation Time: NR
Ambient Temperature (°C): NR
Test Distance: 24 FT



REPORT NUMBER: P527103
 CATALOG NUMBER: GLAN-SA2A-760-U-5MQ-GRSBK

Iso-Footcandle Lines of Horizontal Illumination

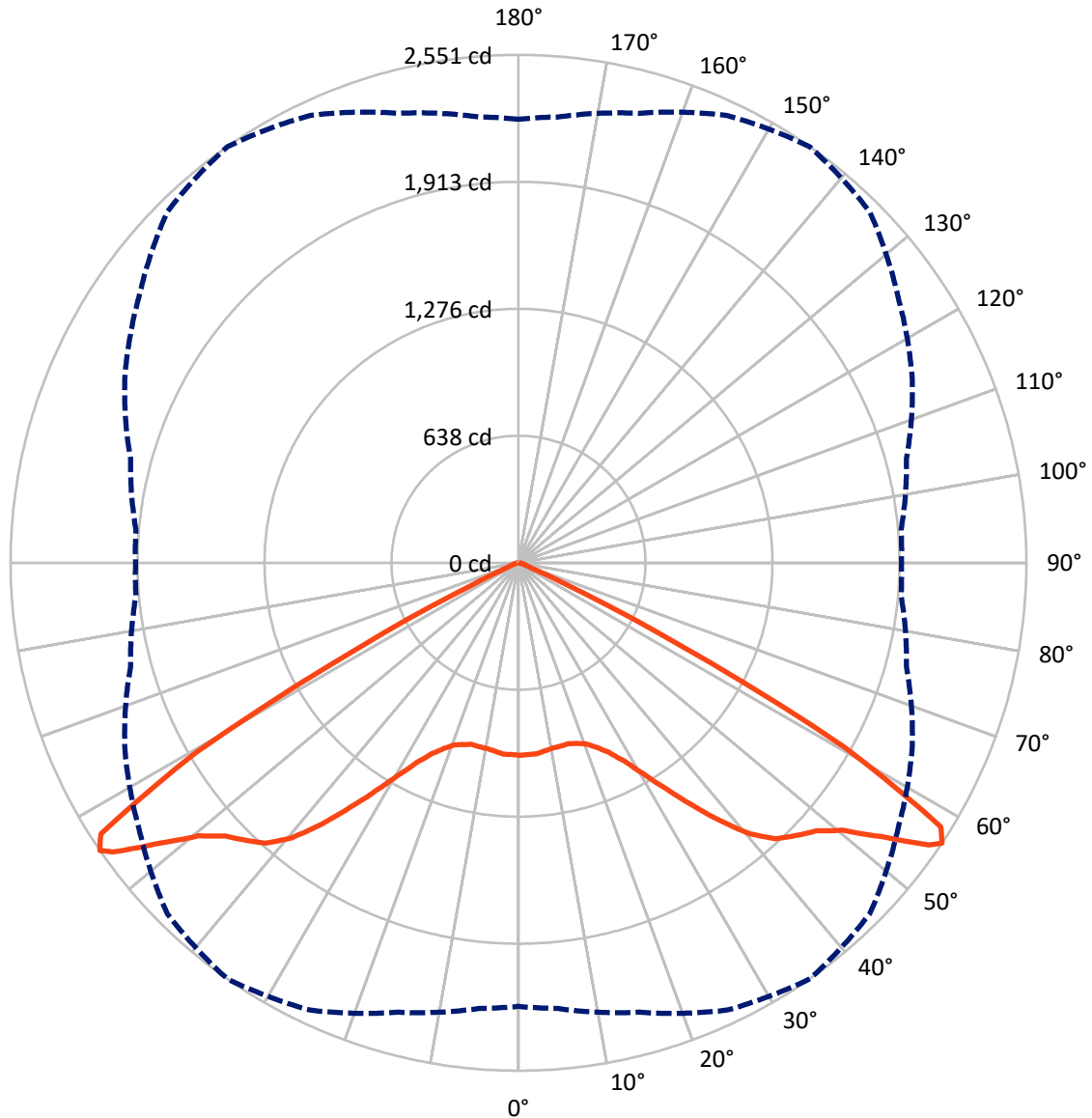
× Max cd
 - - - 1/2 Max cd



Based on 25 foot mounting height. Maximum calculated value = 1.5 fc
 Type V - Short - N/A

REPORT NUMBER: P527103
CATALOG NUMBER: GLAN-SA2A-760-U-5MQ-GRSBK

Luminous Intensity Polar Plot



— Vertical Plane Through 35-Deg Lateral - - - Horizontal Cone Through 56-Deg Vertical

REPORT NUMBER: P527103
 CATALOG NUMBER: GLAN-SA2A-760-U-5MQ-GRSBK

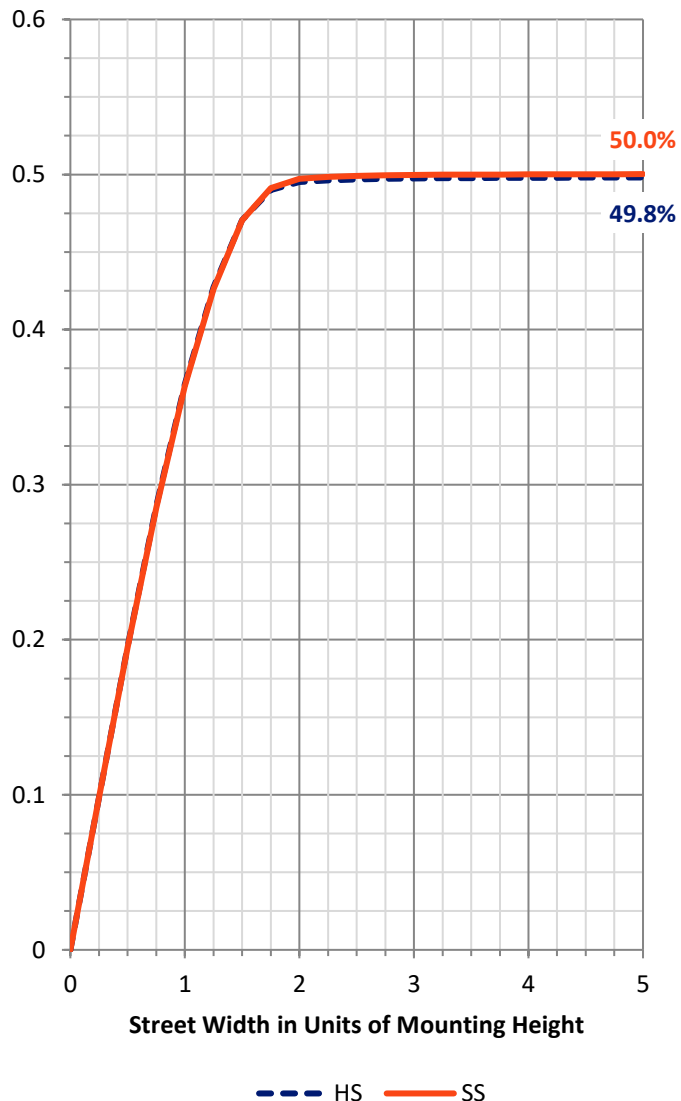
FLUX DISTRIBUTION:

		Downward	Upward	Total
House Side	Lumens	2759.5	0.0	2759.5
	% Fixture	50.0	0.0	50.0
Street Side	Lumens	2759.5	0.0	2759.5
	% Fixture	50.0	0.0	50.0
Total	Lumens	5519.0	0.0	5519.0
	% Fixture	100.0	0.0	100.0

ZONAL LUMENS:

Zone	Lumens	% Fixture
0°-10°	90.9	1.6
10°-20°	265.3	4.8
20°-30°	480.5	8.7
30°-40°	891.1	16.1
40°-50°	1462.6	26.5
50°-60°	1884.2	34.1
60°-70°	415.3	7.5
70°-80°	24.1	0.4
80°-90°	5.1	0.1
90°-100°	0.0	0.0
100°-110°	0.0	0.0
110°-120°	0.0	0.0
120°-130°	0.0	0.0
130°-140°	0.0	0.0
140°-150°	0.0	0.0
150°-160°	0.0	0.0
160°-170°	0.0	0.0
170°-180°	0.0	0.0
0°-90°	5519.0	100.0
0°-180°	5519.0	100.0

Coefficient of Utilization

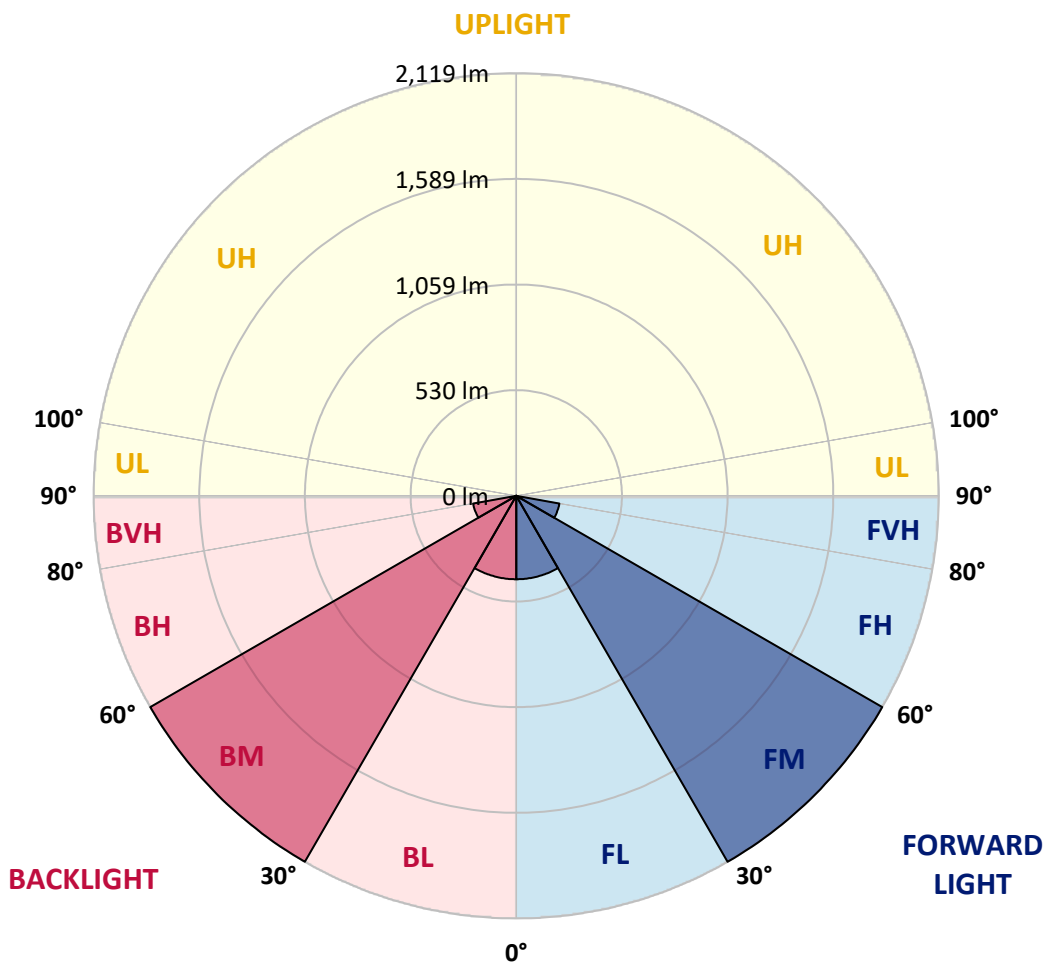


REPORT NUMBER: P527103
 CATALOG NUMBER: GLAN-SA2A-760-U-5MQ-GRSBK

LUMINAIRE CLASSIFICATION SYSTEM LUMEN TABLE AND BUG RATING:

Zone	Lumens	% Fixture	Zone Rating/Lumen Limit		
			B	U	G
FL (0°-30°)	418.4	7.6			
FM (30°-60°)	2118.9	38.4			
FH (60°-80°)	219.7	4.0			G0/660
FVH (80°-90°)	2.5	0.0			G0/10
BL (0°-30°)	418.4	7.6	B1/500		
BM (30°-60°)	2118.9	38.4	B2/2500		
BH (60°-80°)	219.7	4.0	B1/500		G0/660
BVH (80°-90°)	2.5	0.0			G0/10
UL (90°-100°)	0.0	0.0		U0/0	
UH (100°-180°)	0.0	0.0		U0/0	

BUG Rating: B2-U0-G0
 Type V Short





REPORT NUMBER: P527103

CATALOG NUMBER: GLAN-SA2A-760-U-5MQ-GRSBK

CANDELA DISTRIBUTION (FULL):

	0°	5°	15°	25°	35°	45°	55°	65°	75°	85°	90°
0°	967.0	967.0	967.0	967.0	967.0	967.0	967.0	967.0	967.0	967.0	967.0
2.5°	969.0	969.0	970.0	971.0	964.0	961.0	962.0	960.0	959.0	962.0	962.0
5°	966.0	966.0	963.0	964.0	964.0	955.0	955.0	957.0	957.0	951.0	949.0
7.5°	958.0	956.0	952.0	957.0	954.0	954.0	947.0	942.0	940.0	944.0	940.0
10°	941.0	942.0	946.0	948.0	946.0	952.0	940.0	933.0	926.0	923.0	923.0
12.5°	933.0	939.0	933.0	938.0	945.0	940.0	933.0	928.0	918.0	914.0	914.0
15°	932.0	936.0	938.0	945.0	942.0	944.0	930.0	924.0	909.0	902.0	899.0
17.5°	931.0	936.0	939.0	952.0	954.0	955.0	944.0	926.0	913.0	906.0	899.0
20°	942.0	944.0	950.0	963.0	971.0	985.0	965.0	946.0	918.0	910.0	907.0
22.5°	956.0	966.0	972.0	986.0	1007.0	1019.1	993.0	969.0	940.0	930.0	918.0
25°	1001.0	999.0	1009.0	1038.1	1055.1	1064.1	1043.1	1008.0	970.0	958.0	960.0
27.5°	1057.1	1059.1	1068.1	1100.1	1125.1	1139.1	1114.1	1068.1	1031.1	1011.0	1009.0
30°	1130.1	1128.1	1138.1	1181.1	1226.1	1247.1	1203.1	1149.1	1113.1	1087.1	1093.1
32.5°	1207.1	1208.1	1236.1	1275.1	1348.1	1389.1	1318.1	1252.1	1198.1	1180.1	1171.1
35°	1321.1	1326.1	1348.1	1408.1	1489.1	1542.1	1464.1	1385.1	1323.1	1290.1	1294.1
37.5°	1462.1	1457.1	1494.1	1559.1	1644.1	1683.1	1617.1	1527.1	1464.1	1442.1	1456.1
40°	1612.1	1617.1	1636.1	1695.1	1790.1	1816.1	1718.1	1669.1	1614.1	1603.1	1620.1
42.5°	1762.1	1759.1	1773.1	1826.1	1895.1	1877.1	1819.1	1790.1	1751.1	1729.1	1752.1
45°	1872.1	1867.1	1893.1	1929.1	1954.1	1920.1	1894.1	1884.1	1864.1	1840.1	1861.1
47.5°	1979.1	1975.1	2000.1	2010.1	2012.1	1967.1	1972.1	1990.1	1940.1	1890.1	1914.1
50°	2070.1	2063.1	2094.1	2116.1	2111.1	2039.1	2057.1	2039.1	1961.1	1902.1	1893.1
52.5°	2222.1	2225.1	2258.1	2298.1	2286.1	2226.1	2200.1	2118.1	2018.1	1965.1	1934.1
55°	2318.1	2303.1	2360.1	2487.1	2501.1	2439.1	2324.1	2203.1	2053.1	1988.1	1980.1
56°	2228.1	2247.1	2337.1	2479.1	2551.1	2494.1	2327.1	2182.1	2017.1	1929.1	1923.1
57.5°	1999.1	1989.1	2111.1	2305.1	2501.1	2477.1	2245.1	2032.1	1840.1	1741.1	1729.1
60°	1244.1	1273.1	1380.1	1620.1	1882.1	1894.1	1664.1	1481.1	1257.1	1169.1	1190.1
62.5°	487.0	462.0	529.0	708.0	888.0	928.0	841.0	699.0	574.0	487.0	481.0
65°	113.0	110.0	124.0	171.0	239.0	277.0	263.0	189.0	139.0	132.0	122.0
67.5°	64.0	64.0	61.0	61.0	67.0	71.0	68.0	67.0	70.0	73.0	72.0
70°	45.0	44.0	42.0	43.0	41.0	41.0	44.0	49.0	53.0	53.0	54.0
72.5°	27.0	27.0	27.0	30.0	30.0	30.0	33.0	37.0	38.0	37.0	36.0
75°	12.0	12.0	14.0	17.0	19.0	20.0	23.0	25.0	27.0	25.0	23.0
77.5°	3.0	3.0	5.0	7.0	9.0	11.0	15.0	18.0	19.0	18.0	15.0
80°	1.0	1.0	2.0	5.0	9.0	11.0	15.0	16.0	17.0	15.0	12.0
82.5°	1.0	1.0	2.0	5.0	7.0	9.0	12.0	14.0	15.0	13.0	12.0
85°	0.0	1.0	2.0	4.0	6.0	8.0	8.0	6.0	5.0	3.0	4.0
87.5°	0.0	0.0	1.0	1.0	0.0	0.0	0.0	0.0	0.0	0.0	0.0
90°	0.0	0.0	0.0	0.0	0.0	0.0	0.0	0.0	0.0	0.0	0.0

(END OF REPORT)